

# Stockton Heath Medical Centre Treatment Room Services



[Excel Report \(click here for full dataset\)](#) Number of Responses: **133**

## Treatment Room Services

**How likely are you to recommend our GP surgery to friends and family if they needed similar care or treatment?**

Extremely likely **75%**

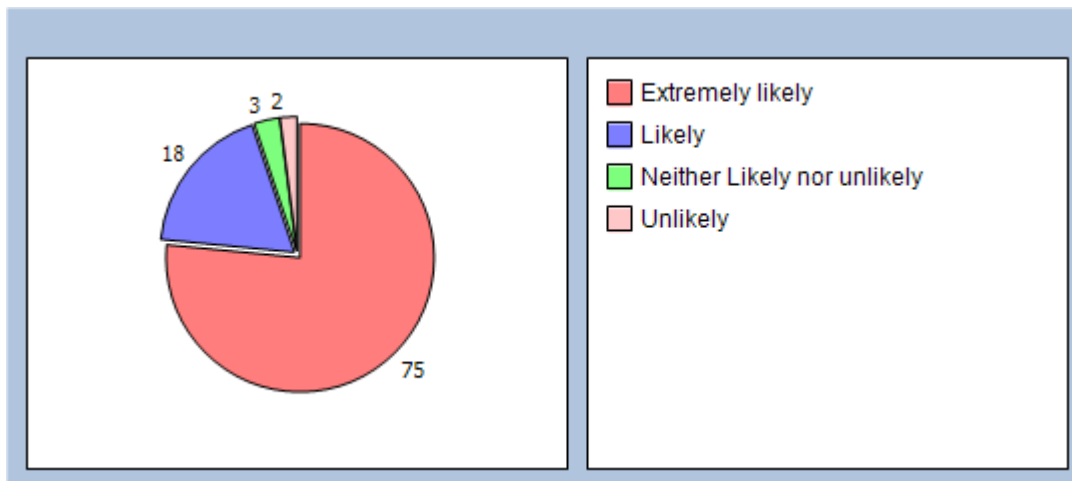
Likely **18%**

Neither Likely nor unlikely **3%**

Unlikely **2%**

Extremely unlikely **0%**

Don't know **0%**



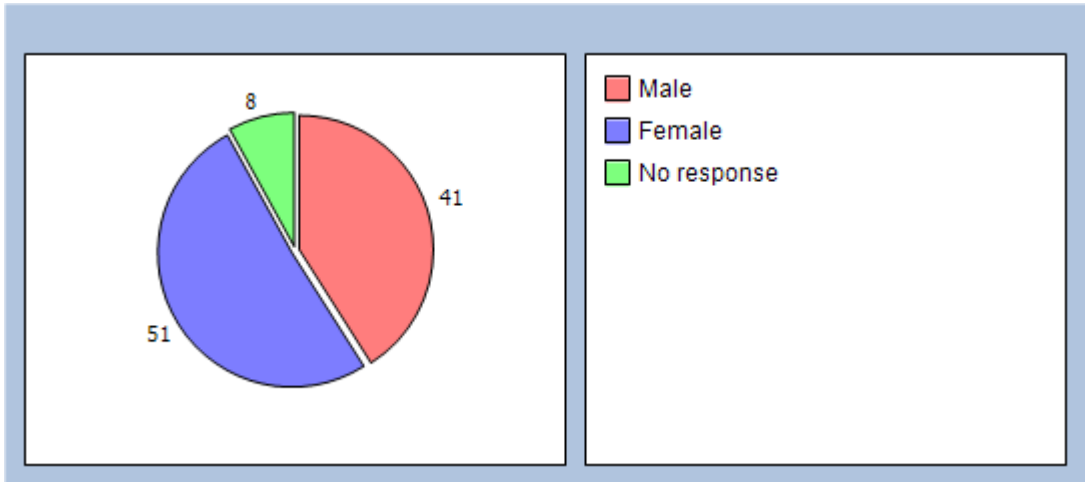
**Do you prefer to have these services delivered locally (here at your GP practice) or at a central location ie Jubilee Park or at Wolves (rugby stadium)? Please explain your response below:**

**Are you male or female?**

Male **41%**

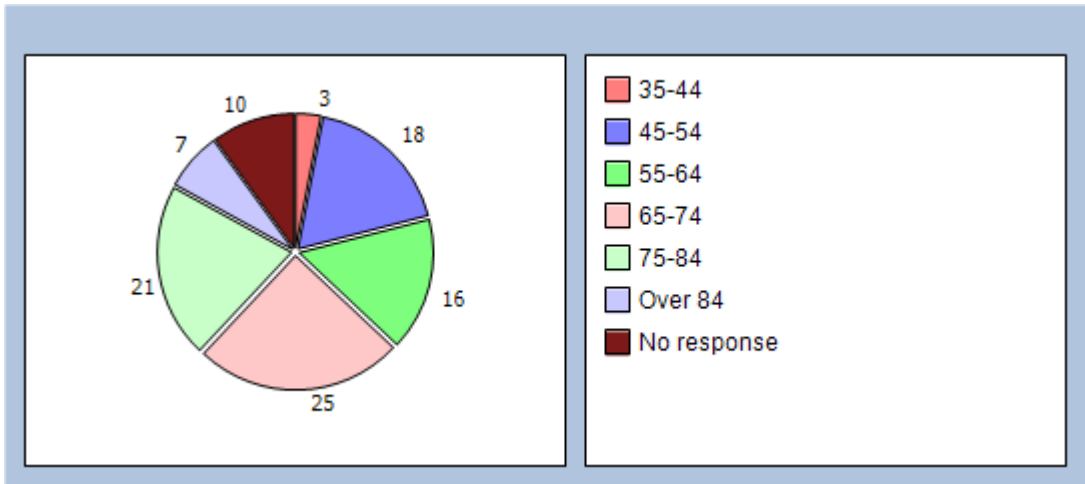
Female **51%**

No response **8%**



**What age are you?**

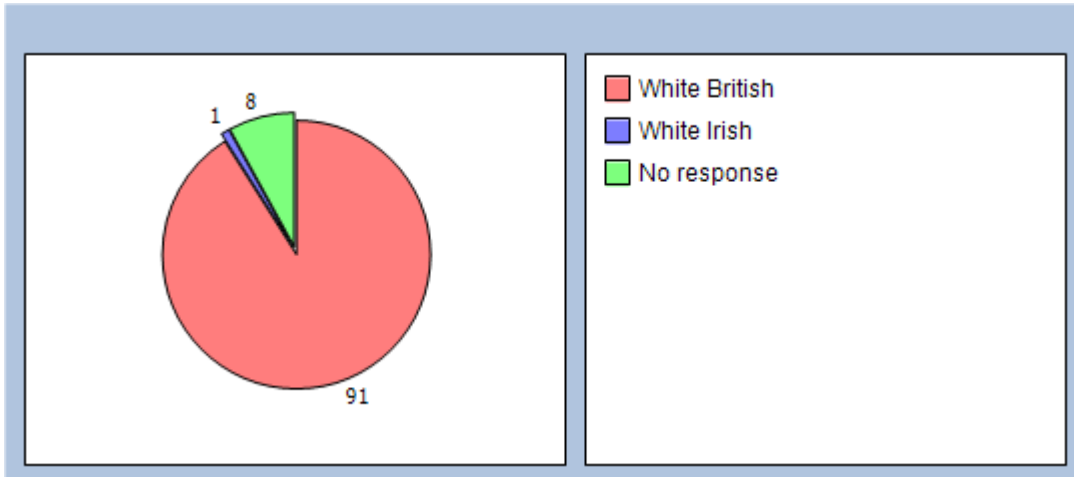
- Under 16 **0%**
- 17-24 **0%**
- 25-34 **0%**
- 35-44 **3%**
- 45-54 **18%**
- 55-64 **16%**
- 65-74 **25%**
- 75-84 **21%**
- Over 84 **7%**
- No response **10%**



**What is the ethnic background with which you most identify?**

- White British **91%**
- White Irish **1%**
- Mixed White & Black Carribean **0%**
- Mixed White & Black African **0%**
- Mixed White & Black Asian **0%**
- Indian **0%**
- Pakistani **0%**
- Bangladeshi **0%**
- Black Carribean **0%**
- Black African **0%**

Chinese **0%**  
Other **0%**  
No response **8%**



**How would you describe how often you come to the practice?**

Regularly **39%**  
Occasionally **42%**  
Very rarely **12%**  
No response **7%**

